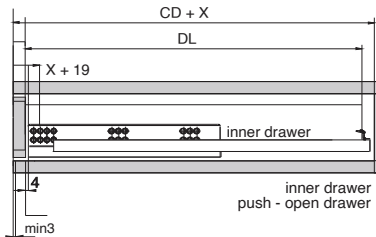
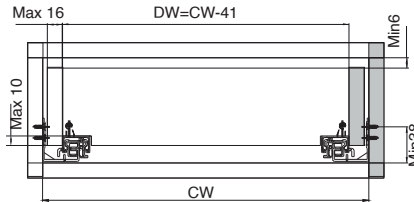
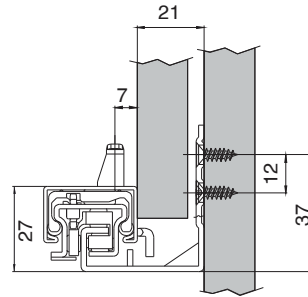


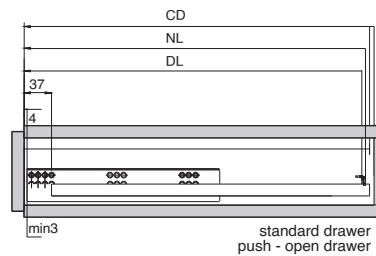
Full-extension 2D drawer slides with soft-closing and synchronized mechanism, supporting a load-bearing capacity of up to 35 kg.

Installation

CW= Inside net width
CD= Min cabinet depth
DW= Drawer net width
DL= Drawer Length
NL= Nominal slide length



DL=NL-10
CD=NL+5



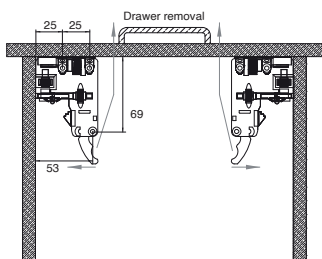
Description

Material:	Steel
Usage:	Drawers, concealed undermount
Panel Thickness:	18 mm
Mechanism:	Soft close, synchronized
Type of pull out:	Full extension
Type of the lock:	2D

Item ID No.

Finish/Colour	Installation length L mm	Extension length AL mm	Load bearing capacity kg	Cat. No.
Galvanized	250	185	up to 30	BG-413.14.160
	300	290	up to 30	BG-413.14.161
	350	340	up to 35	BG-413.14.162
	400	390	up to 35	BG-413.14.163
	450	440	up to 35	BG-413.14.164
	500	490	up to 35	BG-413.14.165
	550	540	up to 35	BG-413.14.166
	600	590	up to 35	BG-413.14.167

Locking Device

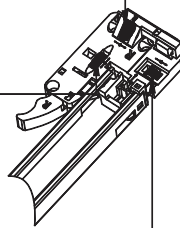


Bottom view of drawer

Rotate the knob to adjust the drawer forward or backward + 3 mm - 0 mm

Rotate the knob to adjust the drawer to the left or right ±2 mm

Rotate the knob to adjust the drawer up and down + 3 mm - 0 mm



Drilling Pattern

